



*Take the Lead*

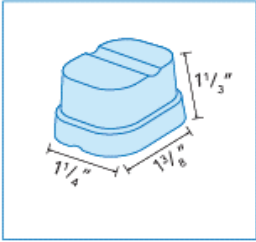
# Ice Machines

Under Counter  
Modular  
Flake & Nugget  
Storage Bins  
Dispensers  
Water Filters

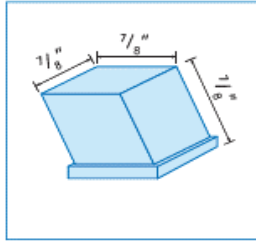


## ICE TYPES

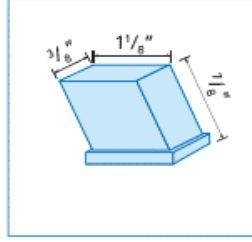
### GOURMET



### CUBE (C)




### HALF CUBE (H)



### FLAKE (F)



### NUGGET (N)



## MODULAR CUBERS

Product Image (w/bin)											
Models		IM-0350-22	IM-0460-22	IM-0550-22	IM-0350	IM-0460	IM-0550	IM-0750	IM-1100	IM-1700	IM-2000
Ice Type		C = Full Cube H = Half Cube									
Cooling Types*		A	A	A	A	A/W	A/W	A	A/W/R	A/W/R	A/W/R
24-hour Ice Production (lbs.)	Air/Water 70°/50°F	A: 394	443	508	367	444	551	737	1106	1722	2050
		W:				463	547		1036	1843	2006
		R:							1081	1680	1980
24-hour Ice Production (lbs.)	Air/Water 90°/70°F	A: 311	327	383	292	364	399	575	873	1446	1600
		W:				407	483		1004	1678	1821
		R:							949	1468	1730
Dimensions (inches)		22W x 24.8D x 22.6H			30W x 24.8D x 22.6H			30x24.8x30.3		48W x 24.5D x 30.4H	
Wt. (net/shipping) (lbs.)		143.3 / 168		143.3 / 171	152.1 / 171	162.3 / 184	162.3 / 189	185.2 / 218	231.5 / 262	322 / 366	
Electrical		115V / 60Hz / 1-phase						208-220V / 60Hz / 1-phase			
Power Consumption (kWh/100 lbs. of ice-air)		6.25	6.21	6.08	6.25	5.43	5.91	5.59	4.99	4.66	4.24
Applicable Bins		IB-026-22, IB-033, IB-044			IB-033, IB-044			IB-044, IB-085-48		IB-085-48	

\*A = air-cooled; W = water-cooled; R = remote (air-cooled)

## COMMERCIAL WARRANTY

### Ice Machines - Undercounter, Modulares

- 3 Years Parts & Labor
- 5 Years Parts & Labor for evaporator
- 5 Years Parts & 3 Years Labor for compressor



One-year extended parts warranty for cubers if you use IcePro filters. Visit our website for more information.

# NUGGET, FLAKE, UNDERCOUNTERS, ICE/WATER DISPENSERS

Product Image										
Models (all air-cooled)		IM-0770AN	IM-0770AF	IU-0220 IU-0170	WU-0100	IU-0090AN/P*	IU-0070OU	ID-0160AN	ID-0300AN	ID-450AN
Ice Type		Nugget	Flake	Cube (C, H)	Cube (C, H)	Nugget	Gourmet	Nugget Ice and Water Dispenser		
24-hour Ice Production (lbs.)	70°/50°F (air/water)	717	760	202 175	105	91	60	160	282	378
	90°/70°F (air/water)	556	556	150 140	82	67	48	106	206	289
Storage (lbs.)		N/A	N/A	77	27	24.3	26	5.3	11	30
Dimensions (in.) <u>WxHxD</u>		22 x 25 x 26		26 x 28 x 39	21 x 23 x 34.7	14.9 x 21.9 x 34.0	15 x 26 x 34	13.8 x 23.9 x 25.0	16.6 x 25.0 x 27.9	16.6 x 26.5 x 40.0
Weight (net/shipping, lbs.)		174 / 207		154 / 183	110 / 115	112 / 187	104 / 119	101 / 116.8	145.5 / 177.5	203 / 223
Electrical		115V / 60Hz / 1-phase		115V / 60Hz / 1-phase		115V / 60Hz / 1-phase		115V / 60Hz / 1-phase		
Power Consumption (kWh/100 lbs. of ice)		5.49	5.49	8.62	9.39	10.58	11.15	5.92	6.5	7.28
Applicable Bins/Stand		IB-026-22, IB-033, IB-044, IB-085-48		N/A	N/A	N/A	N/A	IDS-350		IDS-450
Power Cord/Plug		Hardwired		NEMA 5-15	NEMA 5-15	NEMA 5-15	NEMA 5-15	NEMA 5-15	NEMA 5-15	NEMA 5-15

\*ANP version incl. drain pump

## BINS, HOTEL DISPENSERS

Product Image					Hotel Dispensers	
Models	IB-026-22	IB-033	IB-044	IB-085-48	ID-H150	ID-H250
Ice Type	Cube, Half-Cube, Nugget, Flake				Cube or Half-Cube only	
Storage Capacity (lbs.)	265	350	440	816	141	247
Dimensions (in.) W x H x D	22 x 34 x 38	30 x 34 x 38	30 x 34 x 46	48.4 x 33 x 48.8	22.5 x 33.3 x 51.5	30 x 33.3 x 51.5
Wt. (net/shipping) (lbs.)	99.2 / 113	121 / 140	143 / 167	143 / 195	187 / 209	207 / 229

## COMMERCIAL AND RESIDENTIAL WARRANTY

### Ice Machines - Undercounter, Modulares

- 3 Years Parts & Labor
- 5 years Parts & Labor for evaporator
- 5 years Parts & 3 Years Labor for compressor

### Ice/Water Dispenser

- 3 Years Parts & Labor
- 5 years Parts for compressor

### Ice storage bins

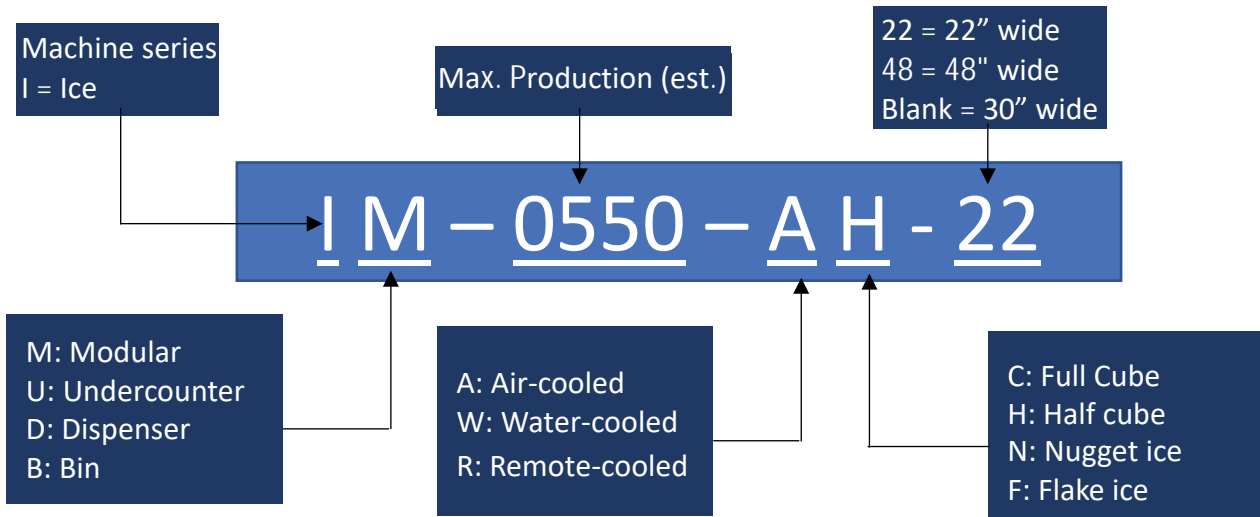
- 3 Years Parts & Labor

\* If equipment is installed in a residential location, warranty is 1 year parts & labor



One-year extended warranty if you use IcePro filters. Visit our website for more information.

# MODEL NUMBER LOGIC



## ACCESSORIES

Accessory Part No.	Description	Applicable Equipment
IPK-60B	Drain pump kit for IU-0070 gourmet cuber	IU-0070OU
IPK-61B	Drain pump kit for IU-0090AN nugget unit	IU-0090AN
IBO-150KIT	Bin stat kit for beverage dispensers	IM modular models
IBT-2230BV	Bin adapter for 22" head on 30" bin	22" IM, 30" bins
IBT-3048B	Bin adapter for 30" head on 48" bin	30" IM, IB-048-85 bin
IBT-2248B	Bin adapter for 22" head on 48" bin	22" IM, IB-048-85 bin
IDS-0350	Stand for ID-0160 and ID-0300 Ice/Water Dispensers	ID-0160, ID-0300
IDS-0450	Stand for ID-0450 Ice/Water Dispensers	ID-0450
IBO-F8001	Seismic flanged bin leg (1 pc.) for IDS	IDS-0350, IDS-0450
IBO-L6800	Adjustable bin leg set (4 pcs.) for IDS	IDS-0350, IDS-0450
IBO-HDRKIT	Hotel dispenser room key kit	ID-H150/250
IBO-HDWKIT	Hotel dispenser water supply option	ID-H150/250
IcePro400*	Water filter for 50-500lb. Ice machine	IM-0350, IM-0460, IM-0550
IcePro800*	Water filter for 500-1000lb. Ice machine	IM-0750
IcePro1300*	Water filter for 1000-1500lb. Ice machine	IM-1100
IcePro2500*	Water filter for 1500-2500lb. Ice machine	IM-1700, IM-2000
IceProDIS	Water filter for Ice/Water Dispensers	ID-0160, ID-0300, ID-0450
FWU-0100R	Cartridge replacement for WU-0100	WU-0100
IRC-1100	Remote condenser for IM-1100-RC/H	IM-1100
IRC-2000	Remote condenser for IM-1700/2000-RC/H	IM-1700, IM-2000
IRT-20/35/50R404A	Line sets for IM-1100, 20', 35', 50' length	IM-1100
IRT-20/350/50R410A	Line sets for IM-1700/2000, 20', 35', 50' length	IM-1700, IM-2000

\*Add "R" to IcePro part nos. for replacement cartridges




IBO-L6800



IDS Stand



IcePro Filter



IRC Condenser and IRT Line set



(714) 215 - 4864  
(470) 567 - 8603

1202 W Struck Ave, Orange, CA 92867  
6432 Warren Dr, Norcross, GA 90093

www.icetroamerica.com