



*Take the Lead*

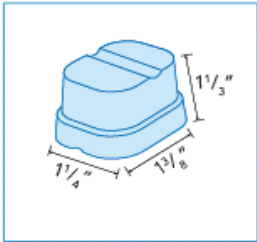
# Ice Machines

Under Counter  
Modular  
Flake & Nugget  
Storage Bins  
Dispensers  
Water Filters

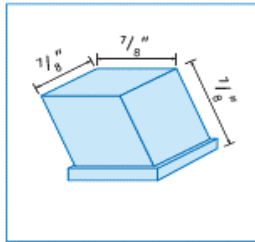


## ICE TYPES

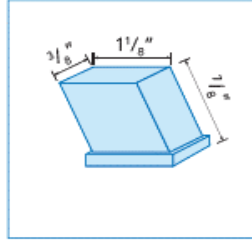
### GOURMET



### CUBE (C)




### HALF CUBE (H)



### FLAKE (F)



### NUGGET (N)



## MODULAR CUBERS

Product Image (w/bin)												
Models		IM-0350-22	IM-0460-22	IM-0550-22	IM-0350	IM-0460	IM-0550	IM-0750	IM-1100	IM-1700	IM-2000	
Ice Type		C = Full Cube H = Half Cube										
Cooling Types*		A	A	A	A	A/W	A/W	A	A/W/R	A/W/R	A/W/R	
24-hour Ice Production (lbs.)	Air/Water 70°/50°F	A:	394	443	508	367	444	551	737	1106	1722	2050
		W:					463	547		1036	1843	2006
		R:								1081	1680	1980
	Air/Water 90°/70°F	A:	311	327	383	292	364	399	575	873	1446	1600
		W:					407	483		1004	1678	1821
		R:								949	1468	1730
Dimensions (inches)		22W x 24.8D x 22.6H			30W x 24.8D x 22.6H			30x24.8x30.3		48W x 24.5D x 30.4H		
Wt. (net/shipping) (lbs.)		143.3 / 168		143.3 / 171	152.1 / 171	162.3 / 184	162.3 / 189	185.2 / 218	231.5 / 262	322 / 366		
Electrical		115V / 60Hz/ 1-phase						208-220V / 60Hz / 1-phase				
Power Consumption (kWh/100 lbs. of ice-air)		6.25	6.21	6.08	6.25	5.43	5.91	5.59	4	4.66	4.24	
Applicable Bins		IB-026-22, IB-033, IB-044			IB-033, IB-044			IB-044, IB-085-48		IB-085-48		

\*A = air-cooled; W = water-cooled; R = remote (air-cooled)

## COMMERCIAL WARRANTY

### Modular Cubers:

- 3 Years Parts & Labor
- 5 Years Parts & Labor for evaporator
- 5 Years Parts & 3 Years Labor for compressor



One-year extended warranty for cubers if you use IcePro filters. Visit our website for more information.

# NUGGET, FLAKE, UNDERCOUNTERS, ICE/WATER DISPENSERS

Product Image									
Models (all air-cooled)	IM-0770AN	IM-0770AF	IU-0220 IU-0170	WU-0100	IU-0090AN/P*	IU-0070OU	ID-0160AN	ID-0300AN	ID-450AN
Ice Type	Nugget	Flake	Cube (C, H)	Cube (C, H)	Nugget	Gourmet	Nugget Ice and Water Dispenser		
24-hour Ice Production (lbs.)	70°/50°F (air/water)	760	202 175	105	91	60	160	282	378
	90°/70°F (air/water)	556	150 140	82	67	48	106	206	289
Storage (lbs.)	N/A	N/A	77	27	24.3	26	5.3	11	30
Dimensions (in.) WxHxD	22 x 25 x 26		26 x 28 x 39	21 x 23 x 34.7	14.9 x 21.9 x 34.0	15 x 26 x 34	13.8 x 23.9 x 25.0	16.6 x 25.0 x 27.9	16.6 x 26.5 x 40.0
Weight (net/shipping, lbs.)	174 / 207		154 / 183	110 / 115	112 / 187	104 / 119	101 / 116.8	145.5 / 177.5	203 / 223
Electrical	115V / 60Hz / 1-phase		115V / 60Hz / 1-phase		115V / 60Hz / 1-phase		115V / 60Hz / 1-phase		
Power Consumption (kWh/100 lbs. of ice)	5.49	5.49	8.62	9.39	10.58	11.15	5.92	6.5	7.28
Applicable Bins/Stand	IB-026-22, IB-033, IB-044, IB-085-48		N/A	N/A	N/A	N/A	IDS-350		IDS-450
Power Cord/Plug	Hardwired		NEMA 5-15	NEMA 5-15	NEMA 5-15	NEMA 5-15	NEMA 5-15	NEMA 5-15	NEMA 5-15

\*ANP version incl. drain pump

## BINS, HOTEL DISPENSERS

Product Image						
Models	IB-026-22	IB-033	IB-044	IB-085-48	Hotel Dispensers ID-H150 ID-H250	
Ice Type	Cube, Half-Cube, Nugget, Flake				Cube or Half-Cube only	
Storage Capacity (lbs.)	265	350	440	816	141	247
Dimensions (in.) W x H x D	22 x 34 x 38	30 x 34 x 38	30 x 34 x 46	48.4 x 33 x 48.8	22.5 x 33.3 x 51.5	30 x 33.3 x 51.5
Wt. (net/shipping) (lbs.)	99.2 / 113	121 / 140	143 / 167	143 / 195	187 / 209	207 / 229

## COMMERCIAL AND RESIDENTIAL WARRANTY

Ice/Water Dispenser, Nugget/Flake:

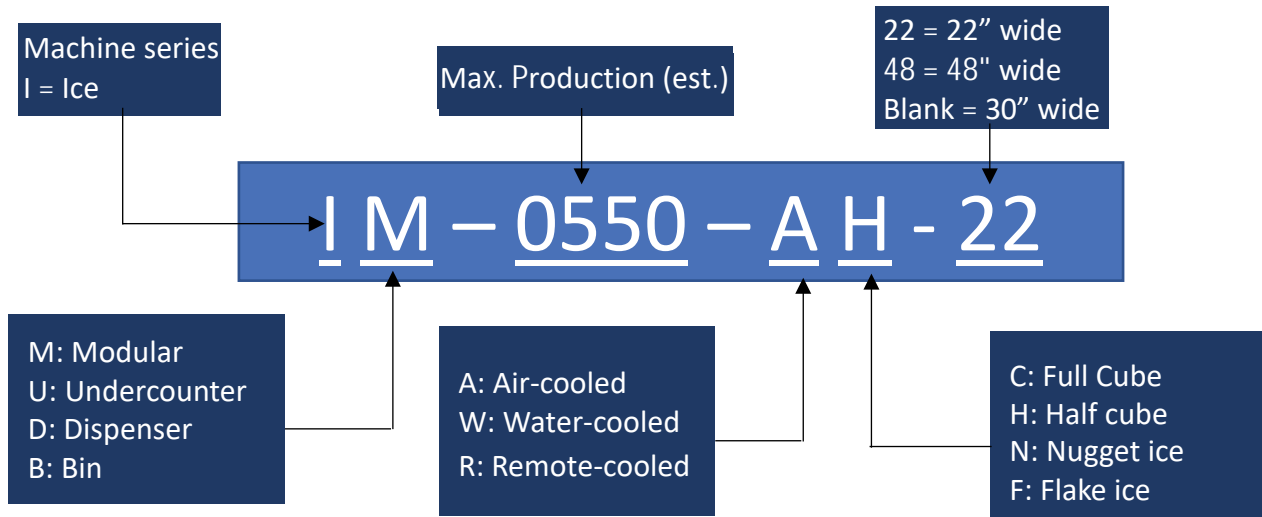
- 3 Years Parts & Labor
- 5 years Parts for compressor

Ice storage bins, Hotel Dispensers:

- 3 Years Parts & Labor

\* If equipment is installed in a residential location, warranty is 1 year parts & labor

# MODEL NUMBER LOGIC



# ACCESSORIES

Model No.	Description	Applicable Models
IBO-150KIT	Bin Stat Kit For Beverage Dispensers	IM 22" and 30" Units
IBO-150KIT-FS	Bin Stat Kit For Coca Cola Freestyle (FS9000 and FS9100)	IM 22" Units
IBO-DB30	Bin Deflector For 30" Head on Upright Bin that lacks baffle	IM 30" Units
IBO-D22	Bin Deflector for 22" Beverage Dispensers	IM 22" Units
IBO-F8001	Seismic Flanged Bin Leg (1 Pc.)	ID-H150-22, ID-H250-30
IBO-HDRKIT	Hotel Dispenser Room Key Kit	ID-H150-22, ID-H250-30
IBO-HDWKIT	Hotel Dispenser Water Supply Option Kit	ID-H150-22, ID-H250-30
IBO-L6800	Adjustable Bin Leg Set (4 Pcs.)	ID-H150-22, ID-H250-30
IBO-WMK160	ID0160 Wall-Mount Kit	ID-0160
IBT-2230BV	Bin Adapter For 22" Head On 30" Bin, Two 4" Bin Top Covers For Center Mount	IM 22" Units, IB-033, IB-044
IBT-2248B	Bin Adapter For 22" Head On 48" Bin	IM 22" Units, IB-085-48
IBT-3048B	Bin Adapter For 30" Head On 48" Bin	IM 30" Units, IB-085-48
IcePro 1300	Water Filter For 1000-1500 Lb. Ice Machines	IM-1100 series
IcePro 1300R	Replacement Cartridge For Icepro 1300	IM-1100 series
IcePro 2500	Water Filter For 1500-3000 Lb. Ice Machines	IM-1700/2000 series
IcePro 2500R	Replacement Cartridge For Icepro 2500	IM-1700/2000 series
IcePro 400	Water Filter For 50-500 Lb. Ice Machines	IM-350/460/550 series
IcePro 400R	Replacement Cartridge For Icepro 400	IM-350/460/550 series
IcePro 800	Water Filter For 500-1000 Lb. Ice Machines	IM-550/750/770/1100 series
IcePro 800R	Replacement Cartridge For Icepro 800	IM-550/750/770/1100 series
IcePro DIS	Water Filter For id Units	ID-0160/0300/0450
IcePro DISR	Replacement Cartridge For Icepro Dis	ID-0160/0300/0450
FWU0100R	Filter Cartridge Replacement, WU-0100	WU-0100-AC
IDS-0350	Stand For ID-0160, ID-0300	ID-0160, ID-0300
IDS-0450	Stand For ID-0450	ID-0450
IPK-62B	Beckett Drain Pump Kit For The IU-0090 and IU-0070	IU-0090, IU-0070
IRT-20R404A	Remote Line Set for IM-1100-Rx, R404A, 20 Ft.	IM-1100 series
IRT-35R404A	Remote Line Set for IM-1100-Rx, R404A 35 Ft.	IM-1100 series
IRT-50R404A	Remote Line Set for IM-1100-Rx, R404A 50 Ft.	IM-1100 series
IRT-20R410A	Remote Line Set for IM-1700/2000-Rx, R410A, 20 Ft.	IM-1700/2000 series
IRT-35R410A	Remote Line Set for IM-1700/2000-Rx, R410A, 35 Ft.	IM-1700/2000 series
IRT-50R410A	Remote Line Set for IM-1700/2000-Rx, R410A, 50 Ft.	IM-1700/2000 series



(714) 215 - 4864  
(470) 567 - 8603

1202 W Struck Ave, Orange, CA 92867  
6432 Warren Dr, Norcross, GA 90093

www.icetroamerica.com