


Induzione - Comfort
3 zone 65 cm
Vetro

EAN 5414425017522



Zone di cottura

- 3 zone
- Destra : 2300/3000 W - 290 mm
- Frontale sinistro : 1400/2000 W - 200 mm
- Posteriore sinistro : 1100/1400 W - 200 mm

Funzioni e caratteristiche

▪ Funzione InTouch	Standard
▪ Funzione Grill	-
▪ Riconoscimento automatico pentole	-
▪ Indicatore di calore residuo	▪
▪ Sicurezza bambino	▪
▪ Funzione pausa (Stop&Go)	-
▪ Timers	Timer per Zone, Timer

Design

▪ Metodo di controllo	Comandi Touch
▪ Colore del display	Rosso
▪ Bordo in vetro	Smussato
▪ Metodo d'installazione	Sopratop, A filotop

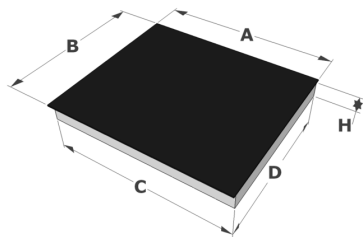
Dimensioni

▪ Dimensioni prodotto (LxPxA)(mm)	650 x 520 x 56
▪ Intaglio del piano di lavoro (LxP)	560 x 490

Caratteristiche tecniche

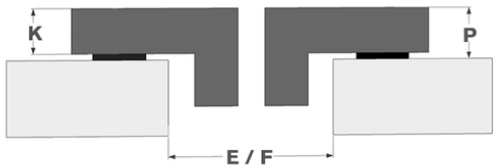
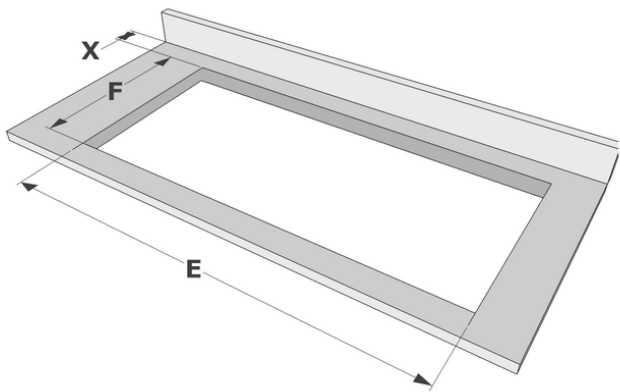
▪ Assorbimento massimo (W)	6400
▪ Connessione elettrica (V)	230 V / 400 V - 1N / 2N
▪ Frequenza (Hz)	50-60
▪ Peso netto (kg)	10

Dimensioni



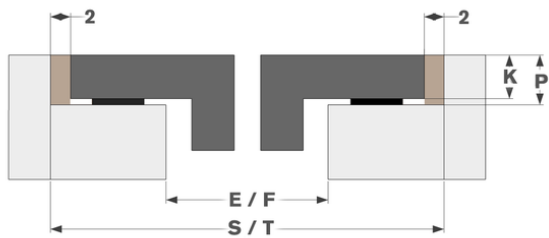
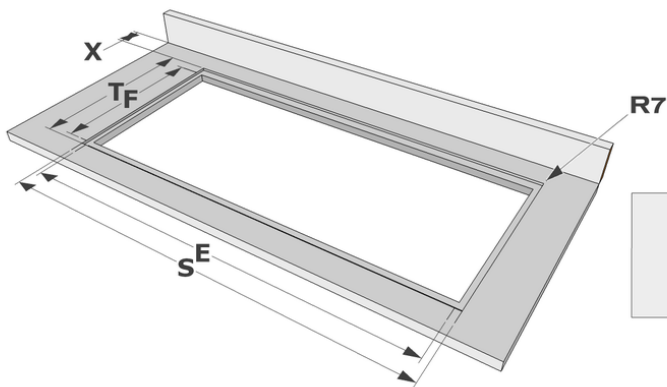
	A	B	C	D	H
mm	650	520	560	490	56

Sopratop



	E	F	K	P	X
mm	560	490	4	6	50

A filotop



	E	F	S	T	K	P	X
mm	560	490	654	524	4	6	50

Accessori

Cottura



1700092

Profili laterali