



Single or Double Stack Gas  
Convection Oven Designed to Stack with  
BCX/BX Combi Oven/Steamers

# CNVX-14G

Designed to perfectly match the BCX-14 and BX-14, the CNVX-14G has the same footprint and styling as its Combi sibling. Blodgett Combi makes it possible for you to double your capacity without using more of your valuable floor space.

**Built with solid, reliable construction** - the CNVX-14 Series Combi Ovens are designed to last for years of rigorous use in the commercial kitchen. The CNVX-14 provides all the features you need to increase production while decreasing your time, labor and maintenance costs.

**Impressive features** - The CNVX is the only washable convection oven on the market with a built-in hand shower and stainless steel liner with drain that's a cinch to clean. The 4-speed fan is available on all control options, including manual, making this the perfect choice for the most delicate baked items. Removeable core probe is standard on all models.



*Shown stacked with optional One Touch control and casters*



## CAPACITY (per section)

- Fourteen 12" x 20" x 2-1/2" deep North American hotel pans at 3-1/4" spacing
- Seven full size sheet pans at 3-1/4" spacing

## STANDARD FEATURES

- Seven (7) stainless steel wire shelves per section
- Hinged pressure panel for cleanability
- Halogen lights for superior cavity illumination
- Retractable hose reel with front water shutoff (excluding top sections)
- Pressure spray bottle for oven cleaning
- Removeable 4" core temperature probe
- Floor stand with rack supports & adjustable feet for single ovens
- Stacking kit and casters for double stack ovens
- Start-up inspection service by factory authorized service agent.
- One year parts and labor oven warranty\*

\* For all international markets, contact your local distributor.

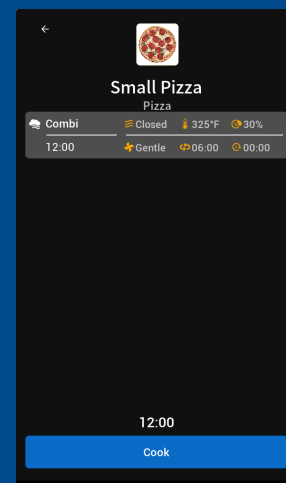
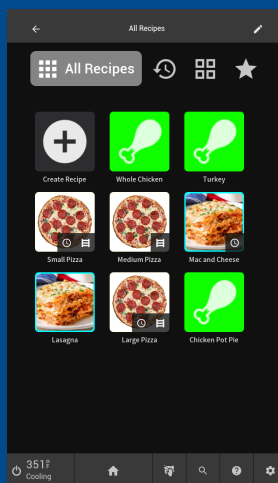
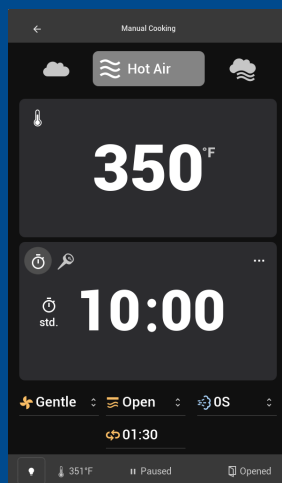
[www.blodgett-combi.com](http://www.blodgett-combi.com)

42 Allen Martin Drive, Essex Junction, VT 05452 • Phone: (802) 658-6600 • Fax: (802) 864-0183

P/N 50337 Rev AB (12/23)

## Optional One Touch

Everything you need in a bright, colorful, user friendly, touchscreen control.



## OPTIONS & ACCESSORIES

### (AT ADDITIONAL CHARGE)

#### ■ Legs & Casters

- 6" (152.4mm) adjustable legs for double ovens
- 6" (152.4mm) seismic legs for double ovens
- 25" (635mm) adjustable legs for single oven
- Caster for single oven stand

#### ■ Core Probes

- 4" dual sensing probe
- 6" dual sensing probe
- Additional 4" fillet probe
- One Touch control - 7-inch touchscreen stores up to 500 recipes. Includes rack timing, multi-shelf recipes, easy download for recipe writing on your laptop, and HACCP storage capability
- Additional stainless steel wire shelves
- Chicken roasting rack
- Backflow preventer
- Extended warranty

### (AT NO ADDITIONAL CHARGE)

- LP gas
- 208/240 volt

## OVEN OPERATION

- Standard programmable manual control stores up to 100 recipes
- Hydroburst for shot of 100% humidity at any time during the cook cycle
- Core probe cook and hold capabilities with 4" removeable core temperature fillet probe
- USB connection for recipe upload or download
- Thermostat control to 500F
- Multiple speed reversing fan for even bake
- Dual stage door latch
- Integral door switch

## CONSTRUCTION

- Fully welded stainless steel frame
- 316 series with bright-annealed stainless steel finish in the cooking chamber
- Fixed drain bottom center of cavity
- Easily removable stainless steel side rails
- Coved corner liner for ease of cleaning
- Stainless steel top, front, sides and back
- Dual pane tempered viewing window with hinged inner glass for easy cleaning
- Door mounted condensate trough
- Top and bottom mount, easily adjustable door hinges
- Pivot out user interface panel for service access



## POWER SUPPLY (per section)

- Standard 115VAC, 12 amp, Nema 5-20R dedicated receptacle
- Option 208-240VAC, 6 amp, Nema 6-15 dedicated receptacle
- Export Export voltages available on request

This appliance uses a variable frequency drive, which can be known to produce high frequency electrical noise. In some cases units must be hard wired. This avoids false positives on ground fault devices susceptible to errors from electrical noise. All installations must comply with local and national codes.

**SHORT FORM SPECIFICATIONS:** Provide Blodgett Combi model CNVX-14G gas convection oven built to stack with itself or Blodgett BCX-14G and BX-14G combi ovens. Each CNVX-14G section holds fourteen 12" x 20" x 2-1/2" deep North American hotel pans or seven full size sheet pans at 3-1/4" spacing

The unit has a fully welded frame and 304 stainless steel cooking chamber. Oven door has a dual pane tempered viewing window with hinged inner glass for easy cleaning. Includes a built in external hand shower with a front water shut off valve. Unit shall have bright halogen lights for superior visibility and an external detachable core temperature probe.

Unit shall have the ability to cook with hot air (with an operating range 140F to 500F and our Exclusive Hydroburst steam injection system. Unit shall include a four speed, bi-directional fan. The reversible multi speed fan provides optimum baking and roasting results.

The unit features a front access service user interface control panel and service diagnosis system. The standard programmable manual control has the ability to store 100 recipes. The optional One Touch control stores up to 500 recipes and includes rack timing, multi-shelf recipes, easy download for recipe writing on your laptop, and HACCP storage capability.

Includes one-year parts and labor warranty. Provide start-up inspection service by a factory authorized service agent. Provide options and accessories as indicated.

*NOTE: The company reserves the right to make substitutions of components without prior notice.*

## GAS SUPPLY (per section)

3/4" NPT

### Inlet Pressure

- Natural - 7.0" W.C. static to unit
- Propane - 14" W.C. static to unit

### Maximum Input

- CNVX-14G & BX-14G 65,000 BTU/hr
- BCX-14G 115,000 BTU/hr

## WATER SUPPLY

Good quality water feed is the responsibility of the owner. Water quality must be within the following general guidelines.

TDS: 40-125 ppm	pH: 7.0-8.5
Hardness: 35-180 ppm	Silica: <13 ppm
Chloramine: <0.2 ppm	Chlorine: <0.2 ppm
Chlorides: <25 ppm	

The best defense against poor water quality is a water treatment system designed to meet your water quality conditions. Blodgett offers optional water treatment systems.

### Pressure (per section)

- 40 (min)-50 (max) PSI

### Connections (per section)

- 2" drain connection - max. drain temperature 140°F (60°C)
- 3/4" garden hose cold water

## DRAIN






The drain piping must consist of temperature resistant material, greater than 160°F, and be of adequate diameter not to cause flow restriction. Improper materials may deform and cause restrictions, thus affecting performance.

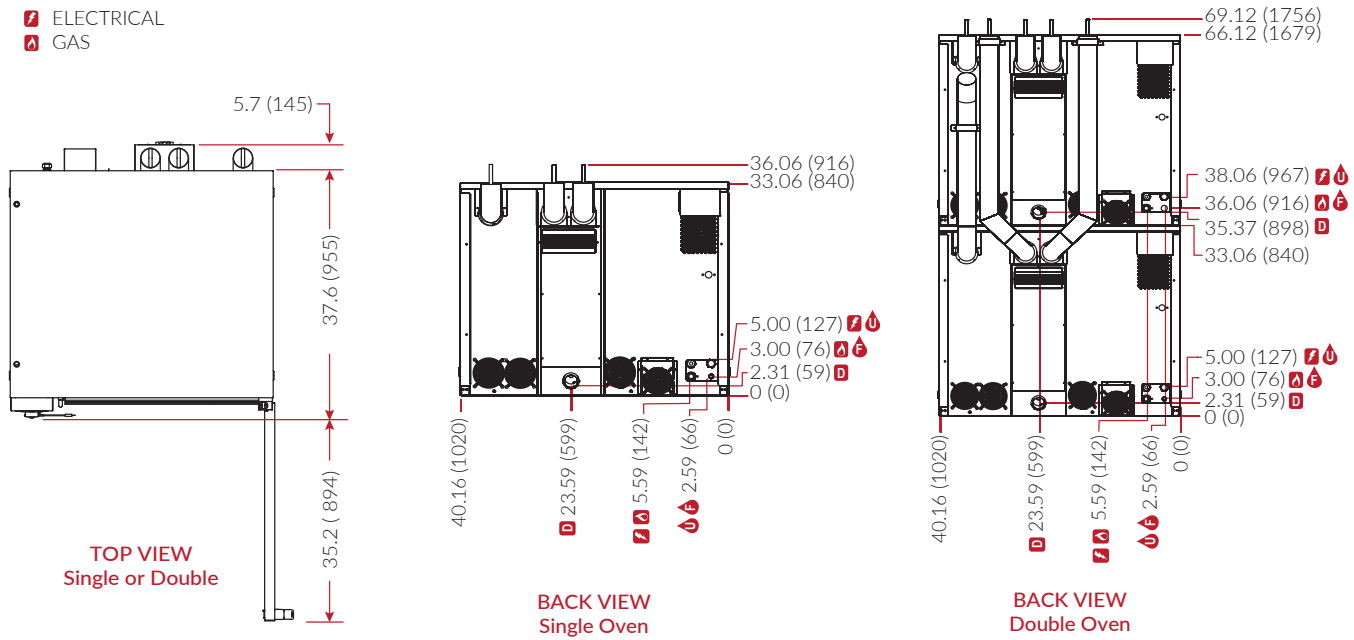
Appliance is to be installed with backflow protection in accordance with federal, state or local codes.



DIMENSIONS ARE IN INCHES (MM)

**LEGEND**

-  FILTERED WATER (Hydroburst, hot or cold)
-  UNFILTERED WATER (Condensate, cold only)
-  DRAIN
-  ELECTRICAL
-  GAS



**SHIPPING**

WEIGHT	
Single Oven	595 lbs. (270 kg)
Double Oven	1225 lbs. (556 kg)
Stand	140 lbs (64 kg)
CRATE SIZE (PER SECTION)	
Oven	44.5" H x 42" W x 54.5" D (1130 x 1067 x 1384mm)
Stand	35" H x 42" W x 36" D (899 x 1067 x 914mm)

**DIMENSIONS & CLEARANCES**

FLOOR SPACE	
37.6" x 40.19" (955 x 1021mm)	
HEIGHT	
Single (oven only)	36.16" (919mm)
Double (ovens only)	69.22" (1758mm)
6" adjustable legs	6.88" - 8" (174.6-203.2mm)
25" adjustable legs	25.25" - 26.38" (641.4-670mm)
Low profile caster	4" (101.6mm)
Stand w/rack supports	28" (711mm)
MINIMUM ENTRY CLEARANCES (per section)	
Uncrated	36.16" (919mm)
Crated	42" (1066.8mm)
OVEN INSTALLATION CLEARANCE REQUIREMENTS	
Right & Left Side	2" (50mm)
Back	3" (76.2mm)

For servicing, Blodgett recommends maintaining at least 16" (400 mm) between the control side and walls or non moveable equipment.

