



IMC IMCLEAN HIGH CAPACITY MOBILE HAND WASH STATION WITH SPLASHBACK, SOAP & PAPER TOWEL HOLDER - W 515MM - 3.0KW

MODEL: F63/502



PRODUCT OPTIONS AND ACCESSORIES

- S63/222 Bin Bag Holder for Mobile Hand Wash Station [inc. 20 x Bin Bags]
- S63/223 Bin Bags for Mobile Hand Wash Station [Pk 20] [fits S63/222 Holder]

Designed for locations where access to mains water isn't available, the IMC Mobile Hand Wash Station can help maintain high hygiene and safety standards, wherever required.

The 20 litre fresh water tank is accessed from the front of the unit and is easy to remove, making refilling stress free. The foot operated pump allows the user to dispense just the required amount of water with no need for hand contact with the tap, maximising hygiene.

The internal waste collection tank holds the dirty water, removing the need for drainage. The waste tank is also easy to remove and accessed from the

PRODUCT FEATURES

- Tap dispenses warm running water via foot action, ensures hygienic operation, with no need for hand contact
- Foot operated dispenser also controls the volume needed
- Provides 20 litres per fill, dispenses up to 100ml per foot press, delivering 200 dispenses from one full tank
- Internal waste collection
- Standalone and can be placed wherever needed, totally independent of plumbing, as it holds a 20-litre supply of water and a separate waste collection
- Top fill - easy access for refilling without the need to remove panels
- Trough style sink allows more space for people to wash their hands, whilst keeping the top of the unit cleaner for longer, without the usual water splashes everywhere
- Power optional - can be used as ambient dispense where no power source is available, or warm water not required
- With built in splashback, with soap and paper towel holder accessory
- Temperature limited to 42°C for safety
- Large wheels for easy manoeuvring

A/A FILE NUMBER:

ITEM NUMBER:



IMC IMCLEAN HIGH CAPACITY MOBILE HAND WASH STATION WITH SPLASHBACK, SOAP & PAPER TOWEL HOLDER - W 515MM -

MODEL: F63/502

WEIGHTS & DIMENSIONS

Width	515 mil
Depth	543 mil
Height	1220 mil
Weight	33.6 kg

SHIPPING DETAILS

Ship Width	57 cm
Ship Depth	67.5 cm
Ship Height	135 cm
Ship Weight	36.96 kg
Ship Method	Small Parcel (FedEx, UPS, DHL)
Shipping Package Type	Pieces
Shipping Origin Zip Code	LN6 3QZ, UNITED KINGDOM
Quick Ship Product	No

WATER, PLUMBING, AND DRAINAGE SPECS

Water Line Required	No
Drain Line Required	No

PRODUCT CERTIFICATIONS



ENERGY SPECS

Primary Energy Type	Electric
Electrical Total Amperage	12 A
Electrical Volts	230V
Electrical Total Wattage	3000 W
Electrical Kilowatts	3 kW
Electrical Phase	1-Phase

Electrical Plug Type	UK 3-Pin Plug
Number of Electrical Plugs	1
Electrical Connection Type	Cord and Plug
Number of Electrical Conductor Wires	1
Dedicated Circuit Required	No
Electrical Remarks	Single

ADDITIONAL SPECIFICATIONS

Construction Materials	Stainless Steel
Sink Capacity	20 l
Sink Sill Height	915 mm
Water Faucet Actuation Method	Manual Foot Pump
Water Temperature Control	Factory Set

BIDDING SPECIFICATIONS (SHORT FORM SPECS)

Bidding Specifications Not Available.

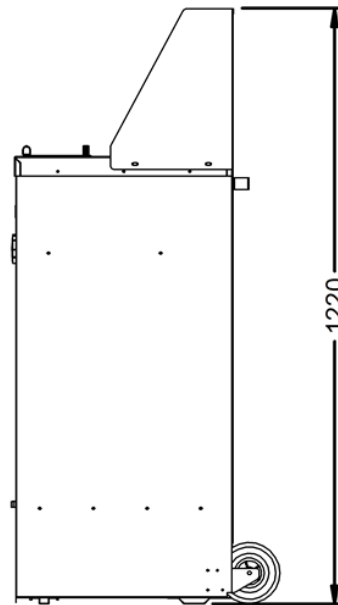
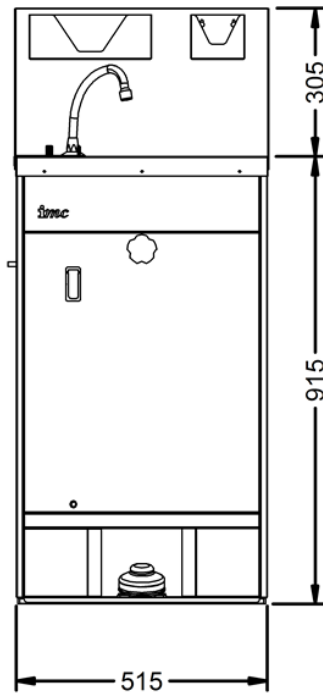
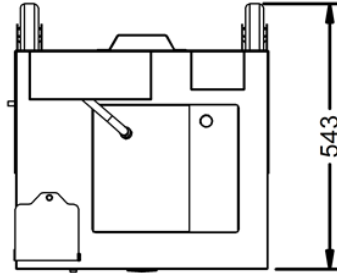




IMC IMCLEAN HIGH CAPACITY MOBILE HAND WASH STATION
WITH SPLASHBACK, SOAP & PAPER TOWEL HOLDER - W 515MM -

MODEL: F63/502

TECHNICAL DRAWING



IMC reserves the right to modify specifications or discontinue models without incurring obligation. Dimensions nominal.

Document Auto-Generated
March 24, 2025