



UNDERCOUNTER
ICE MACHINE

IU-0070-AG

AIR-COOLED

KEY FEATURES:

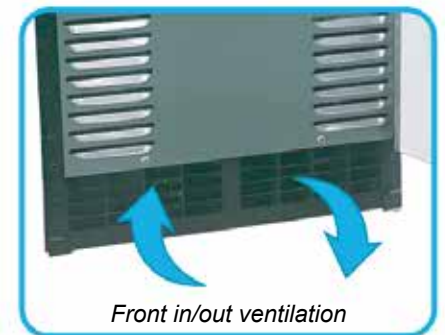
- 55 lbs. max. daily ice production (70F/50F)
- 26 lbs ice storage bin
- Compact design with powerful performance
- Front ventilation in/out air flow and space saving
- Simple and easy to access front air filter
- Designed for easy installation and service
- Certified for both indoor and outdoor use
- High reliability and low maintenance cost
- High density urethane foam insulation
- Includes ice scoop and adjustable legs
- 304 durable stainless-steel construction
- Attractive gourmet (bell) shape ice
- Drain pump kit option: IPK-62B (sold separately)
- R600A refrigerant
- Power cord with NEMA 5-15 plug

STANDARD WARRANTY (Commercial):

- Ice Maker: 3-Year Parts & Labor
 - Evaporator: 5-Year Parts & Labor
 - Compressor: 5-Year Parts & 3-Year Labor
- ※ Residential warranty: 1-Year Parts & Labor



Gourmet "bell" style cube, perfect for cocktails and entertaining



CERTIFICATIONS




Recommended Water Filtration:

IcePro 500 (replaces IcePro 400)
Replacement filter: IcePro 500R (replaces Icepro 400R)

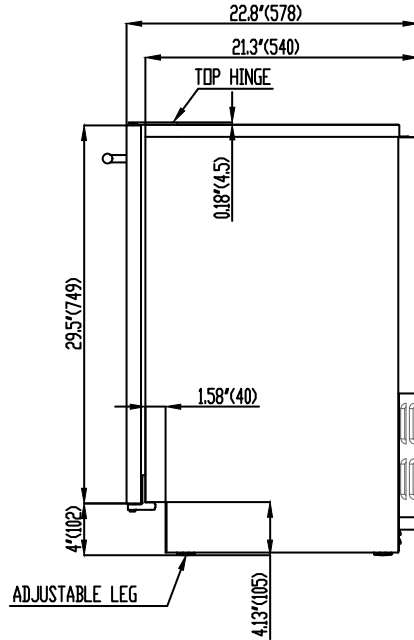
IU-0070-AG

UNDERCOUNTER ICE MACHINE

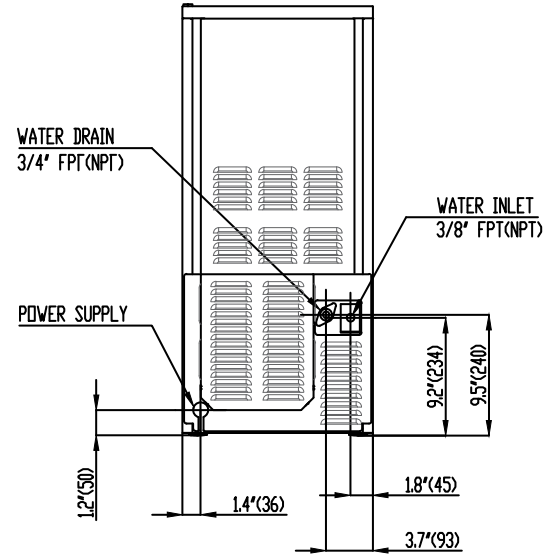
PLAN VIEW



FRONT VIEW



SIDE VIEW



BACK VIEW

MODEL	DIMENSIONS	WIDTH	DEPTH	HEIGHT	WEIGHT	
IU-0070-AG	Inches	15"	24.6"	33.7"	104 lbs (Net)	119 lbs (Shipping)

SPECIFICATIONS

Model	Ice Type	Ice Production 24 hrs		Water usage gal / 100 lbs ice	Power kWh / 100 lbs ice	Electrical (V/Hz/ph)	Condenser	Minimum Circuit Breaker (A)
		Air/Water 70°F / 50°F	Air/Water 90°F / 70°F					
IU-0070-AG	Gourmet / Bell	55.0 lbs	47.0 lbs	23	12.7	115/60/1	Air Cooled	15

OPERATING LIMITS	MIN	MAX
AMBIENT TEMP RANGE	50 °F	100 °F
WATER TEMP RANGE	50 °F	90 °F
WATER PRESSURE	20 psi (1.38 bar)	80 psi (5.52 bar)
VOLTAGE RANGE	± 10% from regular voltage	

ICE TYPE: Gourmet / Bell



Cube Dimensions:
1 1/4" x 1 3/8" x 1 1/3"

*If you love your Ice...
It's time to love your Ice Machine!*

