

25 cu ft Refrigerators, Reach-In

- Improve the flow and function of your space by having refrigerated items where you need them most
- Comfortably fits 18" x 26" sheet pans (not included)
- Glass & solid door options available
- 4 casters (2 locking) included to provide easy mobility
- LED lighting on glass door models



UCRE527-SS31A



UCRE527-SG41A

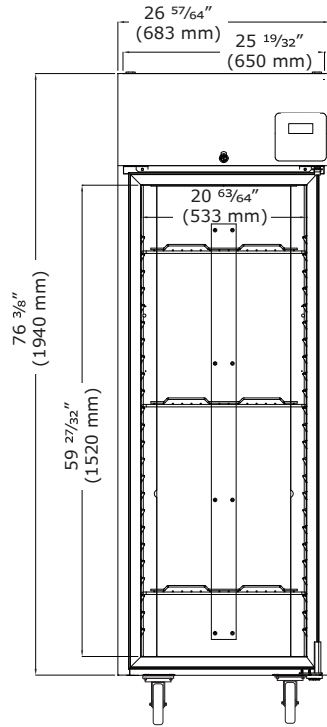
Model	Description	Voltage/Hz/Amps	Shipping Weight
UCRE527-SS31A	25 cu ft Refrigerator Solid Door, Reach-In, Field Reversible Hinge	115v / 60hz / 3.2	287 lb
UCRE527-SG41A	25 cu ft Refrigerator Glass Door, Reach-In, Right Hand Hinge	115v / 60hz / 3.2	327 lb

Specifications

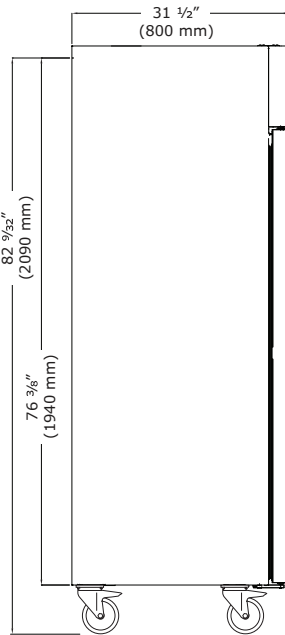
UCRE527-SS31A dimensions: 82 9/32" H x 26 57/64" W x 31 1/2" D
UCRE527-SG41A dimensions: 82 9/32" H x 26 57/64" W x 31 1/2" D
AISI 304 stainless steel interior and exterior with lock
Autodefroast
CFC-free high density polyurethane insulated cabinet
Electronic digital temperature control with alarms
Environmentally friendly R290 refrigerant - 3.2 oz (0.090kg)
Epoxy coated, sealed evaporator eliminates potential of corrosion
Factory pre-wired for dedicated outlet, 11 ft cord and plug included NEMA 5-15P
High efficiency compressor, top mount
High efficiency evaporator coil & condenser
Includes 3 epoxy coated wire shelves
NSF/ANSI Standard 7 compliant
Temperature range: 28°F to 46°F
Volume of 25 cu ft

Accessories	Description	Shipping Weight
ULAQ32-0002	(1) Epoxy coated wire shelf, 20 7/8" x 25 5/8" for reach-ins	7 lb
ULA4080584	(1) Stainless steel shelf guide for all reach-ins except UCRE553 & UCFZ553, 24 3/4"	.88 lb
ULA80110300	Interior LED lighting kit for solid door reach-ins	2.2 lb

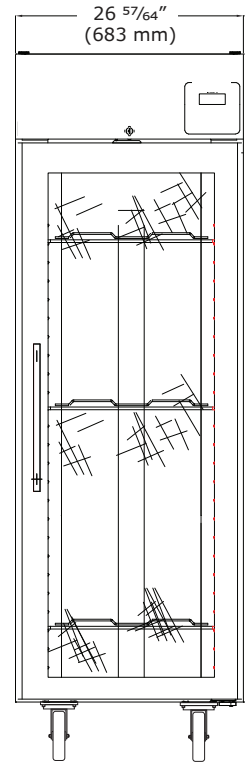
Front (Open)



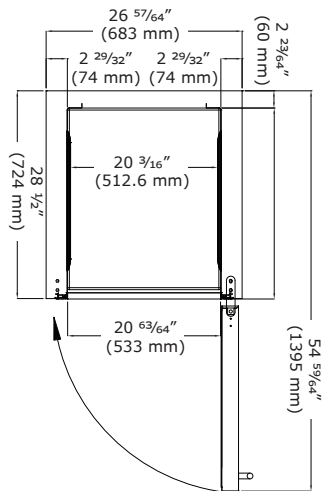
Side



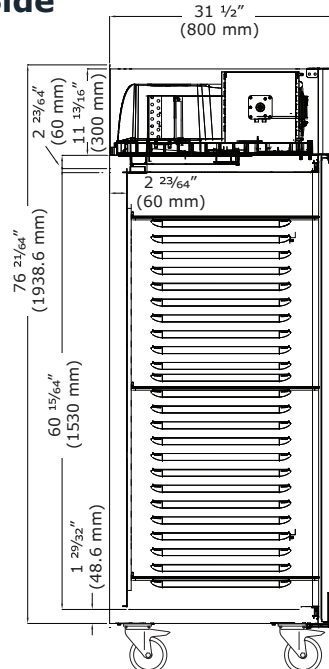
Front (Closed - Glass Door)



Top



Side



Commercial Warranty

3 Year (parts & labor) / 5 year sealed system (parts)
 See complete warranty for details

