



Grill-Max® Roller Grills with Built-in Bun Drawer

Electronic Control/Staltek Coating □ 30STBDE □ 45STBDE □ 50STBDE □ 75STBDE

Electronic Control/Duratec Coating □ 30SCBDE □ 45SCBDE □ 50SCBDE □ 75SCBDE

Electronic Control/Chrome Coating □ 50CBDE □ 75CBDE

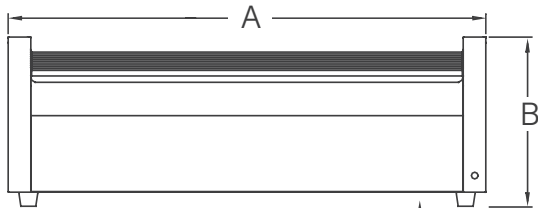
Analog Control/Staltek Coating □ 30STBD □ 45STBD □ 50STBD □ 75STBD

Analog Control/Duratec Coating □ 30SCBD □ 45SCBD □ 50SCBD □ 75SCBD

Analog Control/Chrome Coating □ 30CBD □ 50CBD □ 75CBD


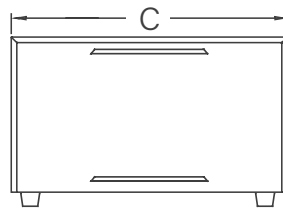
Analog Control/Duratec Coating/Clear Drawer □ 30SCBBC □ 50SCBBC □ 75SCBBC

Analog Control/Chrome Coating/Clear Drawer □ 30CBBC



The power cord exits the bottom of the case here.

The location is 3.7 inches (94 mm) from the right side edge and 3.9 inches (99 mm) from the front edge.



LEG HEIGHT AND OFFSET

30, 45, and 50 hot dog capacity units have one [1] inch (25 mm) tall legs, while 75 hot dog capacity models have four [4] inch (102 mm) tall legs. The legs are set in 0.75 inch (19 mm) from the left and right side and 2.5 inches (64 mm) from the front and back of the unit.

| HOT DOG CAPACITY (BUNS) | WIDTH (A) | HEIGHT (B) | DEPTH (C) | VOLTS | WATTS | AMPS | NEMA PLUG | APPROX. SHIP WEIGHT | APPROX. WEIGHT INSTALLED |
|-------------------------|------------------------|-----------------------|-----------------------|--------------------------------|-----------------------------------|----------------------------|--|----------------------|--------------------------|
| 30 Hot Dogs 32 Buns | 23.75 in. (60.3 cm) | 12.5 in. (31.8 cm) | 20.6 in. (52.3 cm) | 120 230 | 1150 1150 | 9.6 5 | 5-15P CEE 7/7 | 61 lb. (27.7 kg) | 45 lb. (20.4 kg) |
| 45 Hot Dogs 32 Buns | 23.75 in. (60.3 cm) | 12.5 in. (31.8 cm) | 28.5 in. (72.4 cm) | 120 230 | 1650 1650 | 13.6 7.2 | 5-15P ¹ CEE 7/7 | 80 lb. (36.3 kg) | 62 lb. (28.1 kg) |
| 50 Hot Dogs 48 Buns | 35.75 in. (90.8 cm) | 12.5 in. (31.8 cm) | 20.6 in. (52.3 cm) | 120 [BD, BC] 230 208/240 | 1535 1635 1535 1250/1670 | 12.8 13.6 6.7 6/7 | 5-15P ¹ 5-15P ³ BS1363 ² 6-15P | 81 lb. (36.7 kg) | 64 lb. (29 kg) |
| 75 Hot Dogs 48 Buns | 35.75 in. (90.8 cm) | 15.5 in. (39.4 cm) | 28.5 in. (72.4 cm) | 120 220 208/240 | 1730 2016 1810/2400 | 14.4 9.2 8.7/10 | 5-15P ¹ CEE 7/7 6-20P | 120 lb. (54.4 kg) | 87 lb. (39.5 kg) |

¹5-20P for CSA ²with 10-amp fuse ³not CSA/cUL certified

Due to periodic changes in designs, methods, procedures, policies and regulations, the specifications contained in this sheet are subject to change without notice. While Star Manufacturing exercises good faith efforts to provide information that is accurate, we are not responsible for errors or omissions in information provided or conclusions reached as a result of using the specifications. By using the information provided, the user assumes all risks in connection with such use.



STAR MANUFACTURING INTERNATIONAL INC.
 265 Hobson Street • Smithville, Tennessee 37166
 Telephone 800 264 7827 • Fax 314 781 5445
 www.star-mfg.com

Printed in the U.S.A. • 2M-Z21313 • Rev C • 05/21
 Please refer to the owner's manual for information regarding installation or use.