



**ICETRO**  
**America**

WM-460-22 MODULAR ICE MAKER

## WM-0460-AC-22 WM-0460-AH-22

- 304 Stainless Steel Exterior - Durable & Rust resistant
- Up to 440 lbs of ice production per 24 hrs
- Space saving 22" wide
- Easy Operation - Simple Indicator & Switch
- Improved Freezing Surface Technology
- Control Board Diagnostics
- Simple Design



### WARRANTY

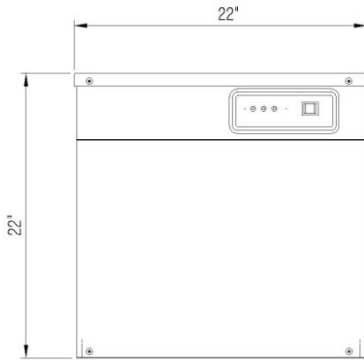
Ice Maker - Three Years Parts and Labor

Evaporator and Compressor - Five years Parts and Three Years Labor






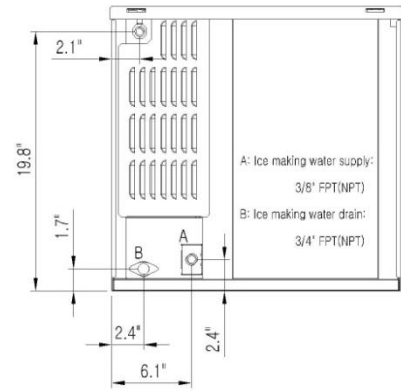
**ICETRO  
America**



**FRONT**



**SIDE**



**BACK**


## SPECIFICATIONS

Operating Limits	Min	Max
Ambient Temperature	50°F (10°C)	100°F (38°C)
Water Temperature	50°F (10°C)	90°F (32°C)
Water Pressure	20psi(1.38bar)	80psi (5.52bar)

Dimensions	W	D	H
in	22	24	22

Weight	Lbs	Kg
WM-0460	165	75

Model	Ice Shape	Ice Production Per 24 hrs		Water Usage/100 lbs of ice @ 90°F air/ 70°F water	kWH Used/ 100 lbs of ice	Electrical (V/Hz/Ph)	Circuit Breaker size (A)
		70°F Air/50°F Water 21°C Air/10°C Water	90°F Air/70°F Water 32°C Air/21°C Water				
WM-0460-AC-22	cube	436.3 lbs	311.1 lbs	19	6.27	115/60/1	15
WM-0460-AH-22	half cube	436.3 lbs	311.1 lbs	19	6.27	115/60/1	15



**Cube**  
7/8" x 7/8" x 7/8"  
(22 x 22 x 22mm)



**Half Cube**  
3/8" x 1 1/8" x 7/8"  
(9.5 x 29 x 22mm)

